

SLG 4.x

LIFTING BEAM SLG 4.X

FEATURES

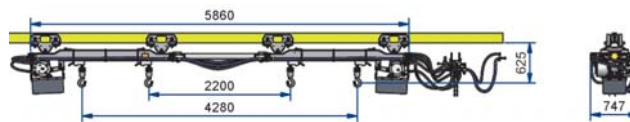
- Hoisting speeds of up to 3.0 m/min
- Parallel hoisting
- High hoisting capacity
- Minimum waste of height due to adjustable transport frames and load carrying devices
- Chains can be operated independently
- Ideal load distribution due to a minimum of 4 trolleys
- Optimised for minimum waste of space

ADVANTAGES

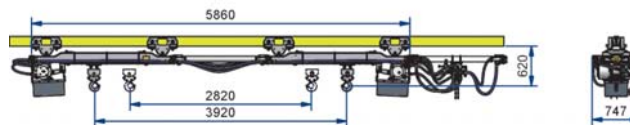
- Flexible, continuous transport of equipment material and men
- High transport capacity continuously going from 0 - 30 degrees incline
- Short instruction time, simple operation and high availability
- Safe operation, lifting and lowering of loads also in declines

DIMENSIONS / TECHNICAL DATA

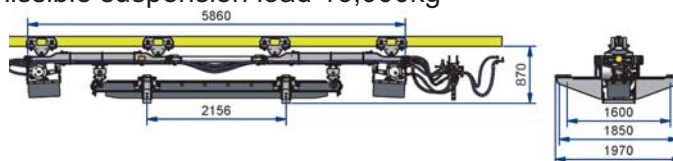
SLG 4.1 Max. permissible suspension load 8,000kg*



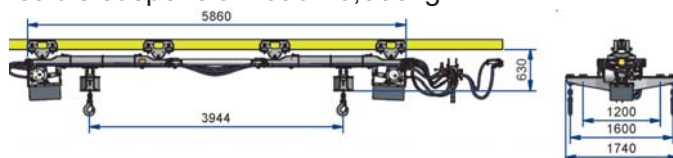
SLG 4.2 Max. permissible suspension load 12,000kg*



SLG 4.4 Max. permissible suspension load 16,000kg*



SLG 4.5 Max. permissible suspension load 16,000kg*



* dependent on monorail profile and inclination