

SLG 8.x

LIFTING BEAM SLG 8.X

FEATURES

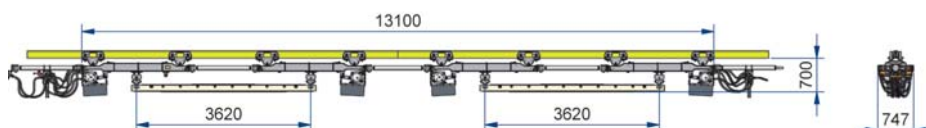
- Hoisting speeds of up to 3.0 m/min
- Parallel hoisting
- High hoisting capacity
- Minimum waste of height due to adjustable transport frames and load carrying devices
- Chains can be operated independently
- Ideal load distribution due to a minimum of 8 trolleys
- Optimised for minimum waste of space

ADVANTAGES

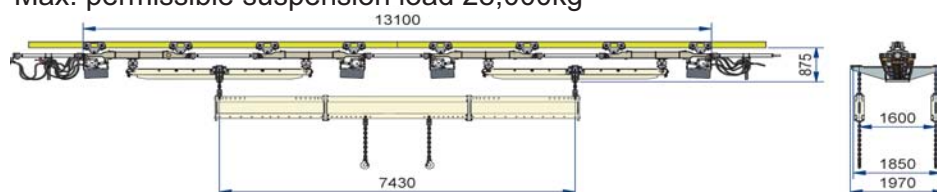
- Flexible, continuous transport of equipment material and men
- High transport capacity continuously going from 0 - 30 degrees incline
- Short instruction time, simple operation and high availability
- Safe operation, lifting and lowering of loads also in declines

DIMENSIONS / TECHNICAL DATA

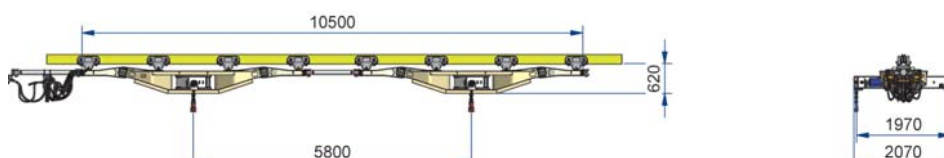
SLG 8.1 Max. permissible suspension load 20,000kg*



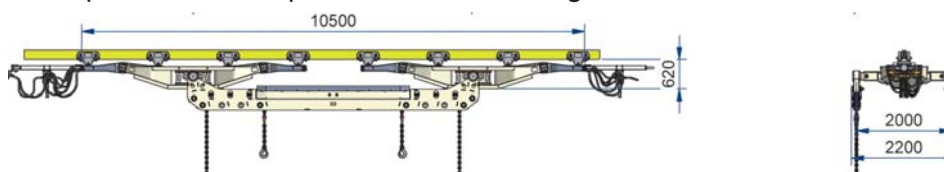
SLG 8.2 Max. permissible suspension load 28,000kg*



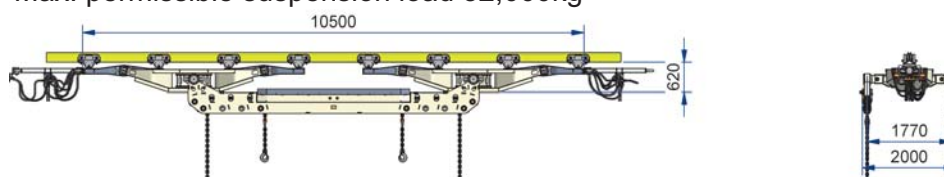
SLG 8.4 Max. permissible suspension load 32,000kg*



SLG 8.5 Max. permissible suspension load 32,000kg*



SLG 8.6 Max. permissible suspension load 32,000kg*



* dependent on monorail profile and inclination